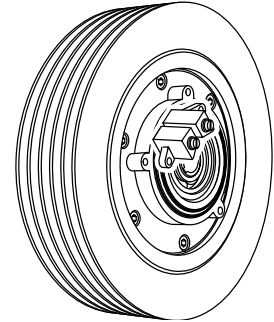
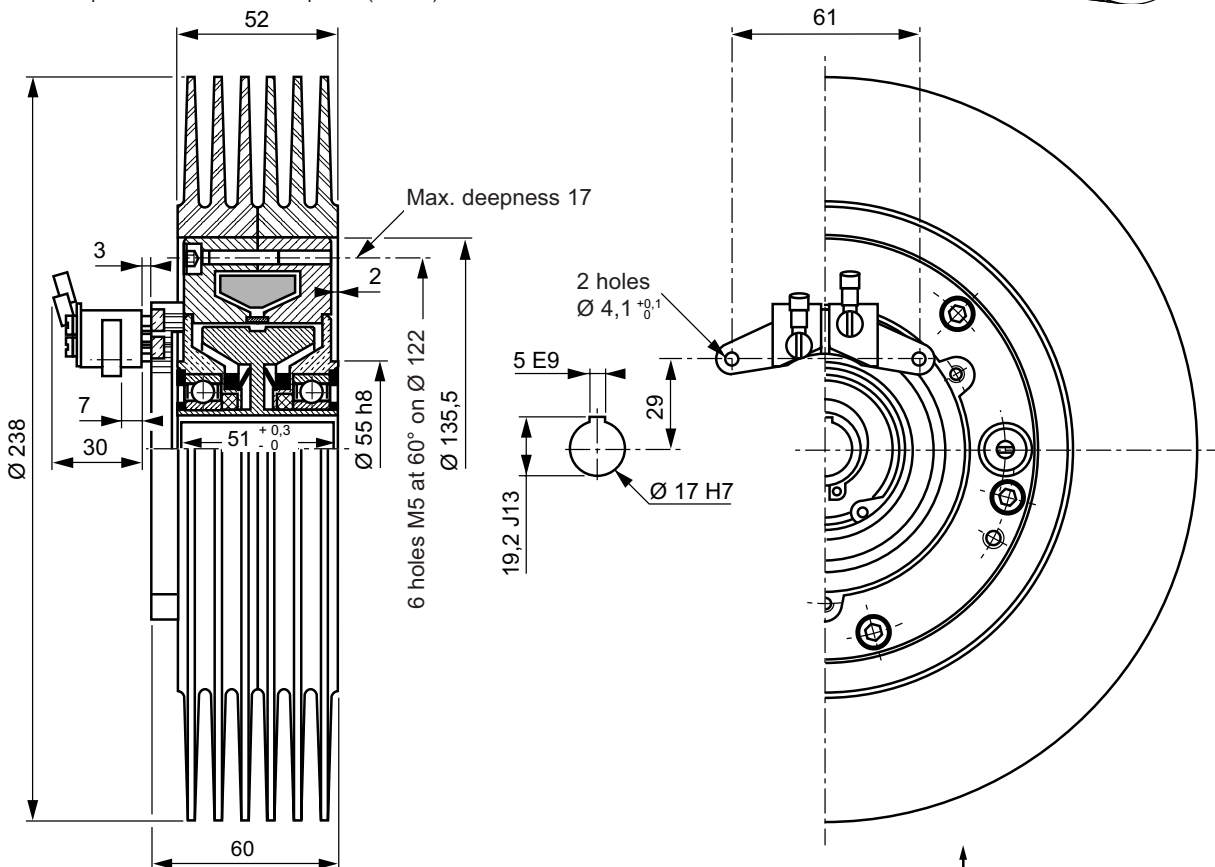


### Specifications

Nominal torque	35	N.m	<b>ft.lbf</b>	<b>26</b>
Minimal torque	0.33	N.m	<b>ft.lbf</b>	<b>0.25</b>
Coil resistance - 20°C			<b>W</b>	<b>19</b>
Rated current DC			<b>A</b>	<b>1</b>
Rotor inertia	0.79.10 <sup>-3</sup>	kg.m <sup>2</sup>	<b>lb.ft<sup>2</sup></b>	<b>18.4 10<sup>-3</sup></b>
Weight	6.8	kg	<b>lb</b>	<b>15</b>
Heat dissipation continuous sustained depending on external part rotation speed	<b>W *</b>	<b>200</b>	<b>800</b>	<b>1300</b>
		(RPM)	0	1000

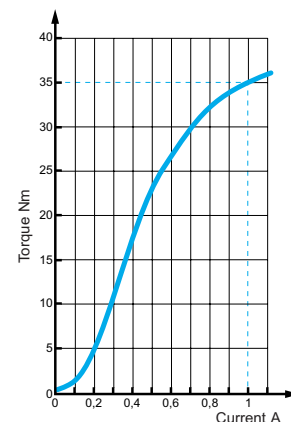


\* Heat dissipation is the mechanical power ( $P = c_w$ ) maximum allowable.



### Application Notes

- Mounting must be made without any stress.  
Lubricated for life (other internal lubrication not allowed).  
The shaft should be lubricated upon assembly, to prevent seizing.
- Low DC current power supply for coil.
- The standard device is designed for horizontal shaft orientation, and a minimal speed of 60 RPM. Maximum speed is 2000 RPM (without exceeding the max. heat dissipation capability).
- For Engineering application, please contact our technical support.
- In normal use, the outside temperature of the device can increase up to 100°C, without damage.

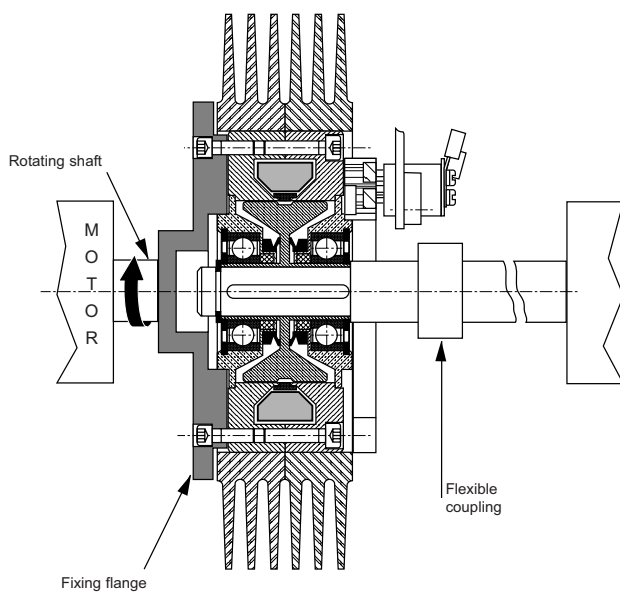


## Safety

- If the device is to be used in dusty, humid or corrosive environment, special protection needs to be considered.

## Recommended mounting principles

**In line mounting**



**Parallel mounting**

